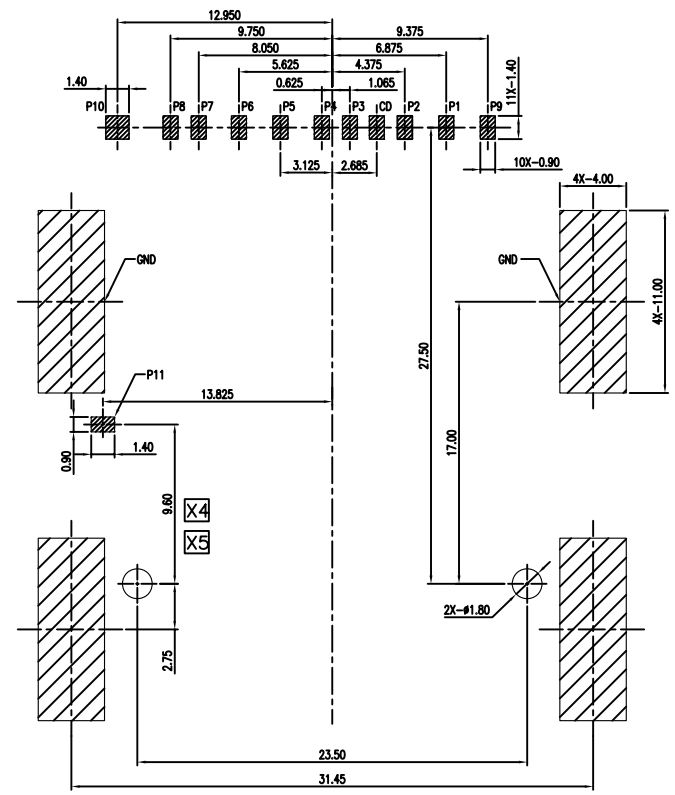
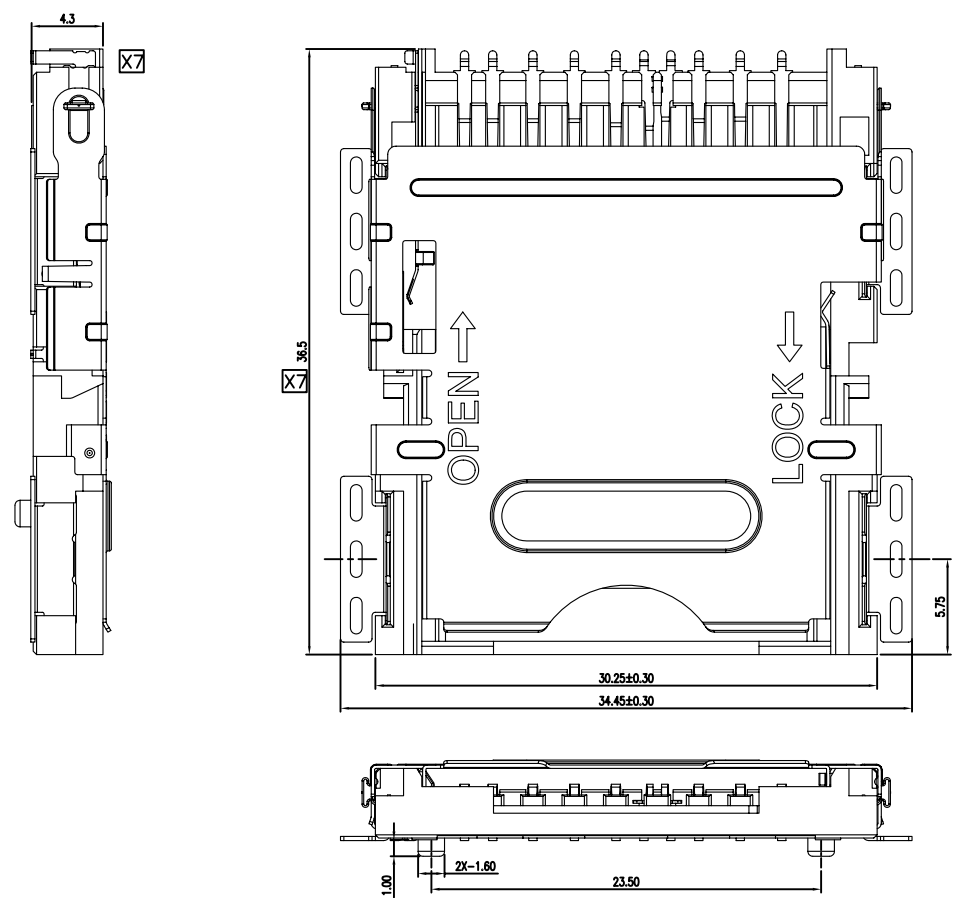


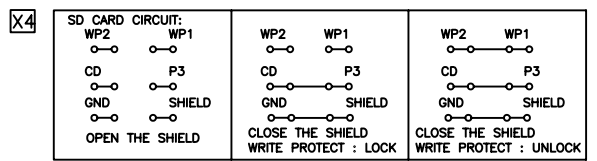
REV.	ECN. NO.	DESCRIPTION	ENG	DATE
X1		ISSUED	AXL	06/07/13'
X2		MODIFY DWG	TERRY	06/19/13'
X3		MODIFY DWG	TERRY	06/25/13'
X4		MODIFY DWG	TERRY	07/18/13'
X5		MOVED P11 PAD	AXL	07/23/13'
X6		CHANGE SHIELD PLATING CODE WAS 3	TERRY	07/25/13'
X7		MODIFY PLASTIC BODY	TERRY	09/30/13'
X8		ADD RoHS COMPLIANT	AXL	10/17/13'
X9		ADD PACKING OPTION	TERRY	05/15/14'



RECOMMENDED PCB LAYOUT
TOLERANCE:±0.05MM

- PART. NUMBER**
 X6 SDCC-2M 11 - B K * S * 01
 ① ② ③④⑤⑥⑦
- ① CONNECTOR:
SDCC-2M: SD CARD CONNECTOR
 - ② POSITION:
11: 11 POSITIONS
 - ③ INSULATOR MATERIAL:
B: LCP
 - ④ INSULATOR COLOR:
K: BLACK
 - ⑤ CONTACT PLATING:
1: GOLD FLASH
5: 15u" GOLD
 - X6 ⑥ SHIELD PLATING
S: NICKEL PLATING
 - X9 ⑦ PACKING
T: TRAY
R: TAPE REEL

P/N	NAME
P1	DAT 3
P2	CMD
CD	CD
P3	GND
P4	VDD(3.3V)
P5	CLK
P6	GND
P7	DAT 0
P8	DAT 1
P9	DAT 2
P10	WP1
P11	WP2



X8 RoHS COMPLIANT

GENERAL TOLERANCE		ANGLE TOLERANCE		DRAWN	DATE	
X.±0.50	.X°±2°	TERRY	02/21/14'	TITLE:	HINGE TYPE SD CARD	
.X±0.38	.X°±1°	DESIGN	DATE	PART NUMBER:	SDCC-2M11-BK*S*01	
.XX±0.25	.XX°±	TERRY	02/21/14'	CHECKED	DATE	
.XXX±0.15	.XXX°±	APPROVED	DATE	DRAWING NO.	GT20-250121	SIZE A4
MATL	SEE BOM	SHEET	1 OF 1	REV.	X9	